

תכנות סורק DATALOGIC Cobalto


יש לסרוק את הברקודים הבאים לפי הסדר (קידומת ~)




Enter/Exit Programming Mode




Set Global Prefix




7




E




ENTER/EXIT PROGRAMMING MODE



Set Global Suffix




Enter/Exit Programming Mode



Enter/Exit Programming Mode

עצור כאן !!

לתכנות הסורק למצב ברירת מחדל (ללא קידומת ועם סיומת Enter):
(לא מומלץ לעבודה עם ProfitAge)



Restore Custom Default Configuration